

# DB2-DD7100A

Single Needle Direct Drive Straight Lock  
Stitcher with Thread Trimmer



## Model

DB2-DD7100---A-

Device				
	Thread Trimmer	Quick back Device	Thread wiper	Automatic presser lifter
3	<input type="radio"/>	<input type="radio"/>	-	-
4	<input type="radio"/>	<input type="radio"/>	<input type="radio"/>	-
9	<input type="radio"/>	<input type="radio"/>	<input type="radio"/>	<input type="radio"/>

	Lower thread detector
0	-
1	<input type="radio"/>

Application	
S	-
1	Difficult-to-sew and light materials
3	Medium materials
5	Heavy materials

Operation panel	
	B-40
	B-100

## Specifications

		<input type="checkbox"/> <input type="checkbox"/> S	<input type="checkbox"/> <input type="checkbox"/> 1	<input type="checkbox"/> <input type="checkbox"/> 3	<input type="checkbox"/> <input type="checkbox"/> 5
Application		-	Difficult-to-sew and light materials	Medium materials	Heavy materials
Max speed		3,000 rpm	4,000 rpm	5,000 rpm	3,500 rpm
Max stitch length		4.2 mm			5 mm
Height of Presser foot	Manual	6 mm			
	Knee	13 mm			
	Auto	10 mm			
Type and height of feed dog		-	4 row 0.8 mm	3 row 0.8 mm	3 row (rough) 1.2 mm
Needles		-	DB×1NS #9 DB×5NS #9	DB×1 #11 DB×5 #11	DB×1 #22 DB×5 #22
Hook		RP hook	Rotary hook for thread trimming		
Bed size		476×178 mm			
Arm pocket size		266.5×134.5 mm			

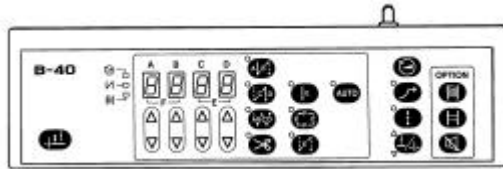
## Motor specifications

High sewing speed	220 rpm to the maximum (Changeable)
Low sewing speed	220 rpm
Front/continuous backtacking speed	220 rpm to 1,800 rpm (Changeable)
End backtacking speed	1,800 rpm
Motor	AC servomotor (3-phase/single-phase 4 pole 400 W, 100 240 V)
Control circuit	Microcomputer

Control box : MD721 (Single-phase), MD731 (3-phase)

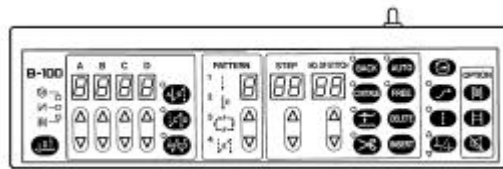
## Operating panel

B-40



J80627-001

B-100



FOR JAPAN ONLY J80628-001  
FOR EXPORT J80629-001

### Basic function

		B-40	B-100
AUTO	Automatic sewing	○	○
A/B	Start backtack (0-9)	○	○
C/D	End backtack (0-9)	○	○
ABCD	Continuous backtack (0-9)	○	○
↓	Correction sewing	○	○
↓↑	Half stitch	○	○
⌚	Sewing speed setting	○	○
↶	Slow start sewing	○	○
↑/↓	Needle up stop / Needle down stop	○	○
⏏	Lower thread detector (optional)	○	○

### Pattern sewing

		B-40	B-100
↓	Normal lock stitch	○	○
↓	Fixed stitch (1-99)	○	○
E	Name label stitch (1-99)	○	○
E	Pleats presser stitch (1-99)	○	○
PATTRN	Pattern stitch	-	○

### Pattern setting

		B-40	B-100
✂	Automatic thread trimming	○	○
↑	Automatic presser foot lifting	-	○
BACK	Back stitch	-	○
CONTINUE	Continuous stitch	-	○
DELETE	Step deletion	-	○
INSERT	Step insertion	-	○
FREE	Temporarily cancel programming sewing	-	○

## Options

Part name		Code
Presser foot lifting solenoid set A	With knee switch	S80008-001
Presser foot lifting solenoid set B	Without knee switch	S80009-001
Bobbin thread detector set		S80007-001
Thread wiper set		
Tension gauge set		183922-001
Auto bobbin changer		
Set for new synthetic fabric*	For -□□3 models	183910-101

\* If changing -□□1 models to new synthetic fabric specifications, please use the following parts.

Rotary hook box assy S44338-901

Cap screw S35786-001

## Work table parts

Part name	Code
Standing operation 2 pedal #6 (Two pedals + kick pedal)	J80081-040
Standing operation 3 pedal #40 (Three pedals)	J80380-040
Spacer set	183504-009
Caster set	183501-001
Foot plug set, NDD (For control box)	J02953-001

# Gauge parts list

3ROW

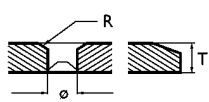
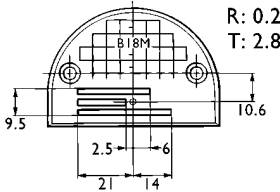
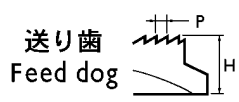
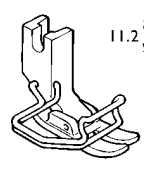
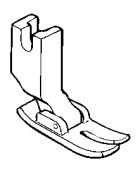
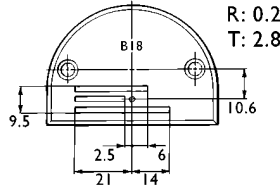
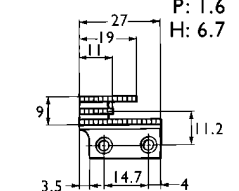
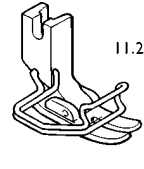

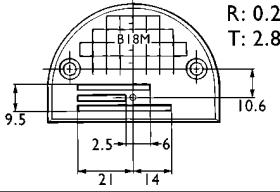
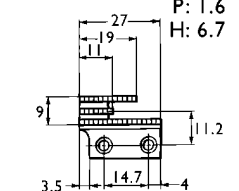
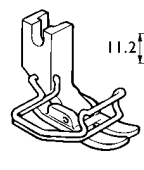
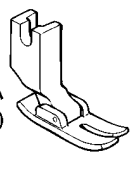
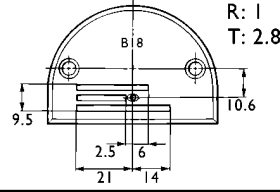
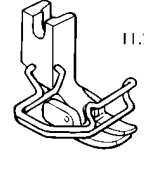
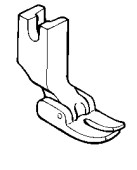
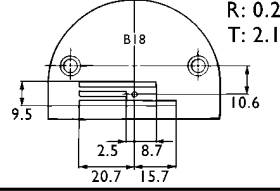
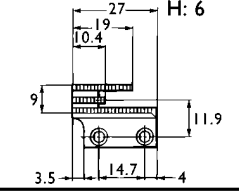
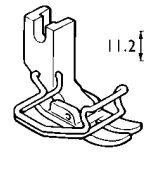

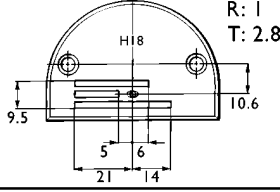
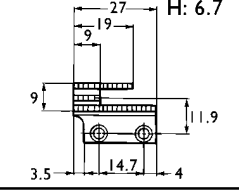
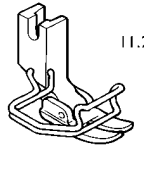
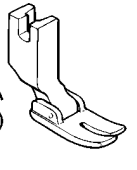
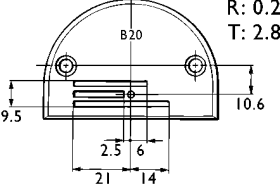
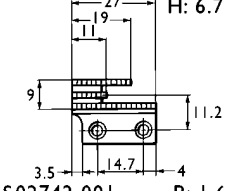
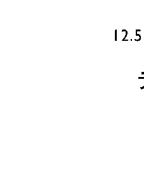
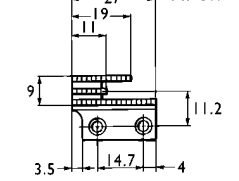
[Models, DD7100, DD7100A, B736, B737MK II]

用途 Application	針板 Needle plate		送り歯 Feed dog	押工組 Presser foot assy		
	記号 Mark					
薄・中厚物用 Light & medium-weight materials	B12	153147-001 	146231-001 	S36902-001 	153037-201 	
	B14	146233-001 		S36905-001 	113280-101 	
	NB14M	S29649-001 		S38189-001 	147531-101 	
	NB16M	S29646-001 		S36906-101 	111856-101 	
	B14	146050-001 		S07649-001 	S38187-001 	140957-101 
	B14	147238-001 		S38188-001 	143711-101 	
	B16	153190-001 		S02742-001 	S01904-001 	
	B16	147239-001 				

# GAUGE PARTS LIST

3ROW

[Models, DD7100, DD7100A, B736, B737MK II]

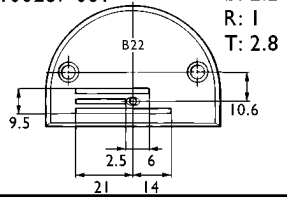
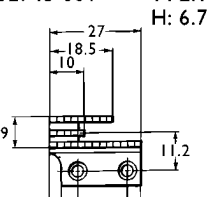
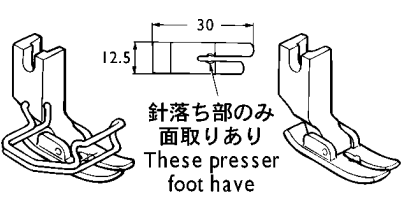
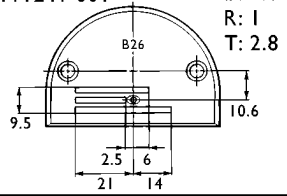
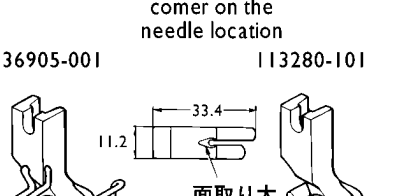
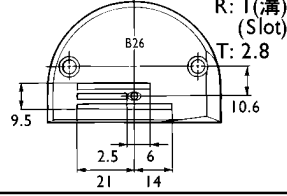
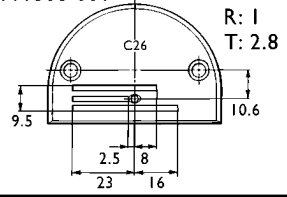
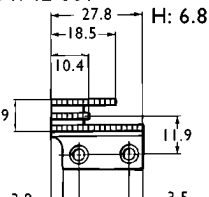
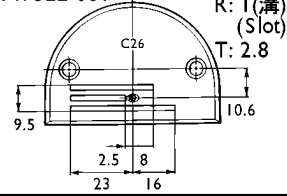
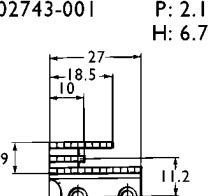
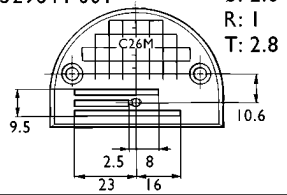
用途 Application	針板 Needle plate		送り歯 Feed dog	押工組 Presser foot assy	
	記号 Mark				
薄・中厚物用 Light & medium-weight materials	B18M	S29645-001  ø: 1.8 R: 0.2 T: 2.8	S07649-001  P: 1.15 H: 6.7	S36902-001  I53037-201  長溝 Slot	
	B18	I45971-001  ø: 1.8 R: 0.2 T: 2.8	S02742-001  P: 1.6 H: 6.7	S36905-001  I13280-101  面取り大 Chamfering(L)	
中厚物用 medium-weight materials	B18M	S29645-001  ø: 1.8 R: 0.2 T: 2.8	S02742-001  P: 1.6 H: 6.7	S38189-001  I47531-101  面取り小 Chamfering(S)	
	B18	I00266-001  ø: 1.8 R: 1 T: 2.8		S36906-101  I11856-101  長溝 Slot	
	B18	I46232-001  ø: 1.8 R: 0.2 T: 2.1		I46231-001  P: 1.15 H: 6	S38187-001  I40957-101  面取り小 Chamfering(S)
	H18	I41096-001  ø: 1.8 R: 1 T: 2.8		I17442-001  P: 1.15 H: 6.7	S38188-001  I43711-101  面取り小 Chamfering(S)
	B20	S11222-001  ø: 2 R: 0.2 T: 2.8		S07649-001  P: 1.15 H: 6.7	S01904-001  テフロン押え Teflon
					S02742-001  P: 1.6 H: 6.7

From the library of: Diamond Needle Corp

# GAUGE PARTS LIST

3ROW

[Models, DD7100, DD7100A, B736, B737MK II]

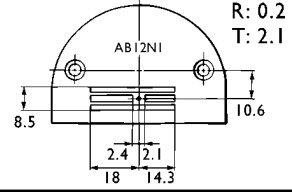
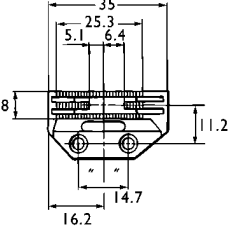
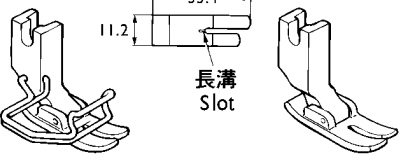
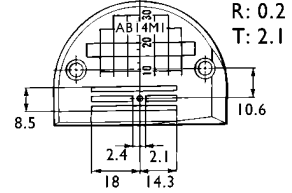
用途 Application	針板 Needle plate 記号 Mark	送り歯 Feed dog	押工組 Presser foot assy
厚物用 Heavy-weight materials	B22 100267-001 φ: 2.2 R: 1 T: 2.8 	S02743-001 P: 2.1 H: 6.7 	S36904-001 145157-101  針落ち部のみ 面取りあり These presser foot have chamfering corner on the needle location
	B26 111241-001 φ: 2.6 R: 1 T: 2.8 		S36905-001 113280-101  面取り大 Chamfering(L)
	B26 147245-001 φ: 2.6 R: 1(溝) T: 2.8 (Slot) 		
	C26 111508-001 φ: 2.6 R: 1 T: 2.8 	154742-001 P: 1.6 H: 6.8 	
	C26 147322-001 φ: 2.6 R: 1(溝) T: 2.8 (Slot) 	S02743-001 P: 2.1 H: 6.7 	
	C26M S29644-001 φ: 2.6 R: 1 T: 2.8 		

\* If a feed dog measuring 11.9 mm from the screw hole center to tooth center is used, shift the feed bar crank and feed lifting crank 0.7 mm to the left.

# GAUGE PARTS LIST

4ROW

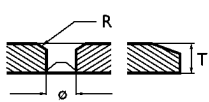
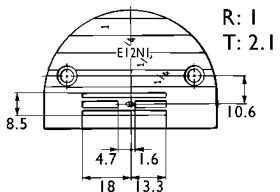
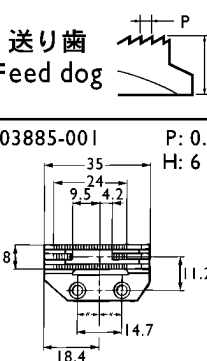
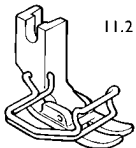
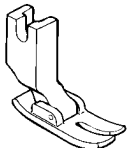
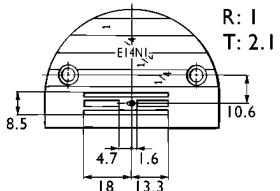

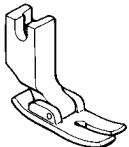
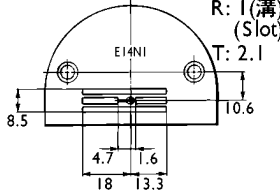
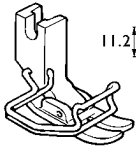
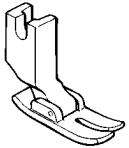
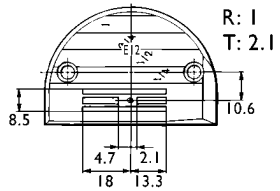
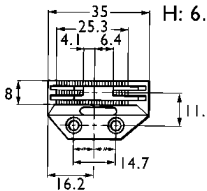
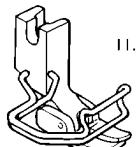
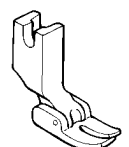
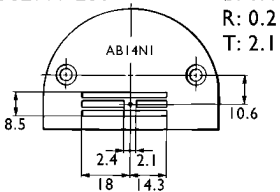
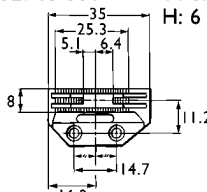
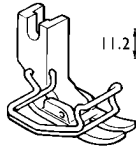
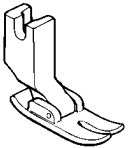
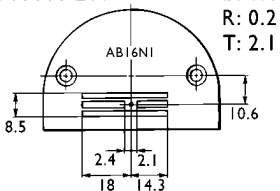
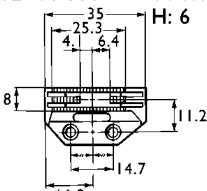
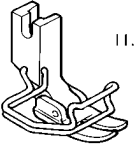
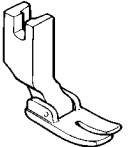

[Models, DD7100, DD7100A, B736, B737MK II]

用途 Application	針板 Needle plate 記号 Mark	送り歯 Feed dog	押工組 Presser foot assy
難素材用 Difficult-to-sew materials	ABI2NI S38760-001  ø: 1.2 R: 0.2 T: 2.1	S02748-001 P: 0.9 H: 6 	S38190-001 S35777-101 
新素材用 Shin-gosen	ABI4MI S35776-101  ø: 1.4 R: 0.2 T: 2.1		

# GAUGE PARTS LIST

4ROW

[Models, DD7100, DD7100A, B736, B737MK II]

用途 Application	針板 Needle plate		送り歯 Feed dog	押工組 Presser foot assy	
	記号 Mark				
薄・中厚物用 Light & medium-weight materials	E12NI	S03882-201  ø: 1.2 R: 1 T: 2.1	S03885-001  P: 0.9 H: 6	S36902-001  I53037-201  長溝 Slot	
	E14NI	S03883-201  ø: 1.4 R: 1 T: 2.1		S36905-001  I13280-101  面取り大 Chamfering(L)	
	E14NI	I59859-201  ø: 1.4 R: 1(溝) (Slot) T: 2.1		S38189-001  I47531-101  面取り小 Chamfering(S)	
	E12	S01107-101  ø: 1.2 R: 1 T: 2.1		S13684-001  P: 1.6 H: 6.7	S36906-101  I11856-101  長溝 Slot
	AB14NI	S02999-201  ø: 1.4 R: 0.2 T: 2.1		S02748-001  P: 0.9 H: 6	S38187-001  I40957-101  面取り小 Chamfering(S)
	AB16NI	S03000-201  ø: 1.4 R: 0.2 T: 2.1		S02744-001  P: 1.15 H: 6	S38188-001  I43711-101  面取り小 Chamfering(S)
				S01904-001  テフロン押え Teflon	

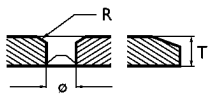
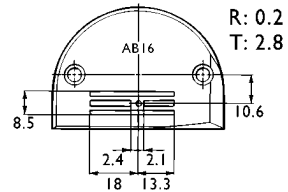
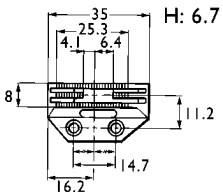
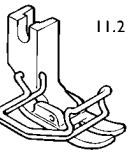
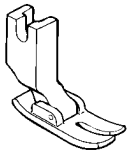
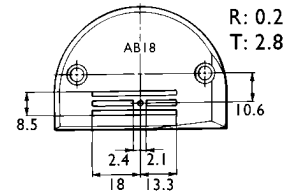


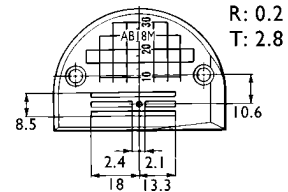
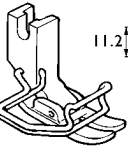
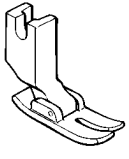
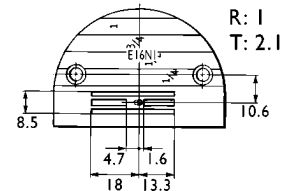
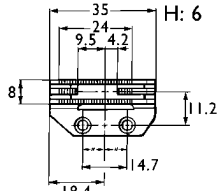
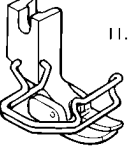
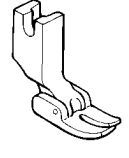
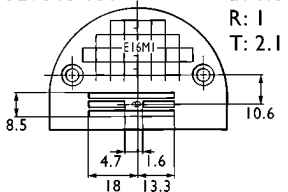
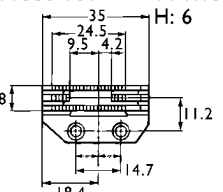
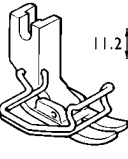
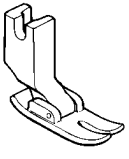
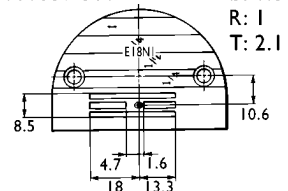
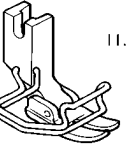
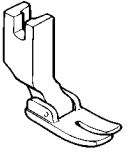
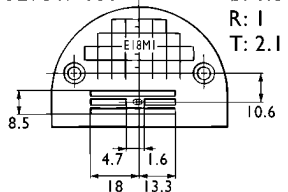

From the library of: Diamond Needle Corp



# GAUGE PARTS LIST

4ROW

[Models, DD7100, DD7100A, B736, B737MK II]

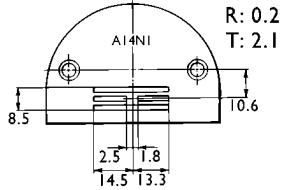
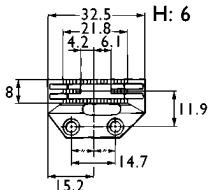
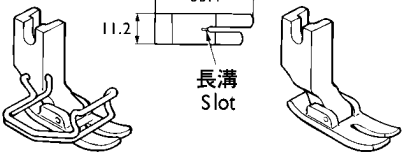
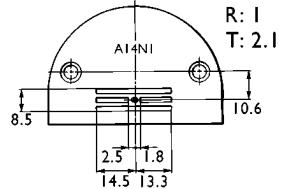
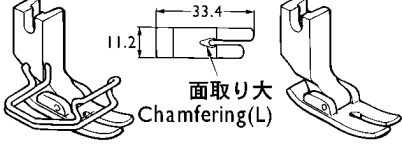
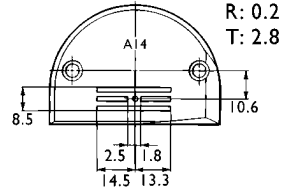
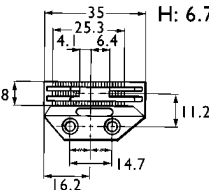
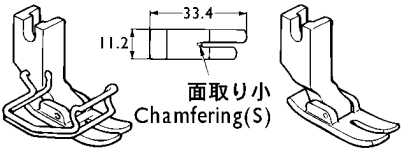
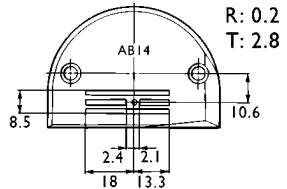
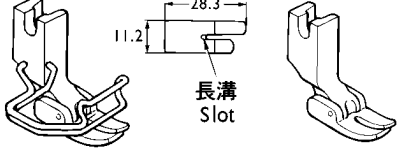
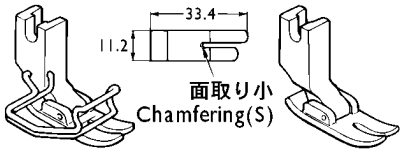
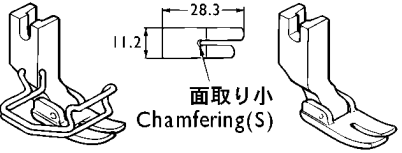
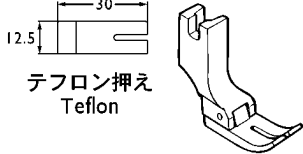
用途 Application	針板 Needle plate		送り歯 Feed dog	押工組 Presser foot assy
	記号 Mark			
薄・中厚物用 Light & medium-weight materials	AB16	S156115-001  ø: 1.6 R: 0.2 T: 2.8	S13684-001  P: 1.6 H: 6.7	S36902-001  I53037-201  長溝 Slot
	AB18	S156116-001  ø: 1.8 R: 0.2 T: 2.8		S36905-001  I13280-101  面取り大 Chamfering(L)
	AB18M	S31910-001  ø: 1.8 R: 0.2 T: 2.8		S38189-001  I47531-101  面取り小 Chamfering(S)
	E16NI	S03884-301  ø: 1.6 R: 1 T: 2.1	S03885-001  P: 0.9 H: 6	S36906-101  I11856-101  長溝 Slot
	E16MI	S29648-101  ø: 1.6 R: 1 T: 2.1	I11860-101  P: 1.15 H: 6	S38187-001  I40957-101  面取り小 Chamfering(S)
	E18NI	I11859-301  ø: 1.8 R: 1 T: 2.1		S38188-001  I43711-101  面取り小 Chamfering(S)
	E18MI	S29647-101  ø: 1.8 R: 1 T: 2.1		S01904-001  テフロン押え Teflon

From the library of: Diamond Needle Corp

# GAUGE PARTS LIST

4ROW

[Models, DD7100, DD7100A, B736, B737MK II]

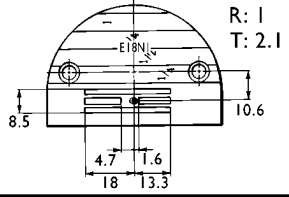
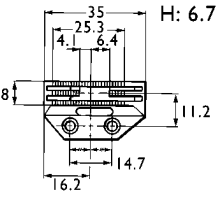
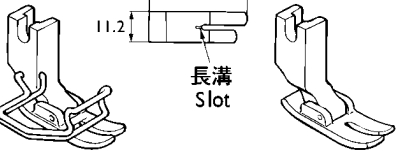
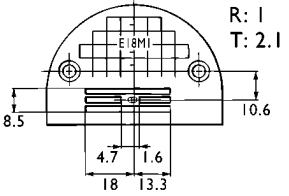
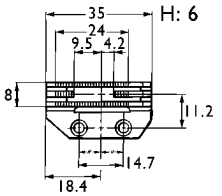
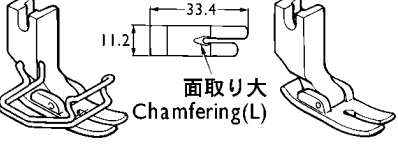

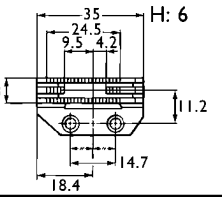
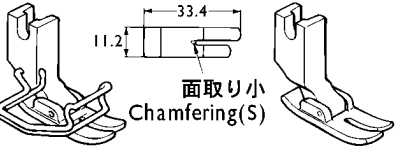
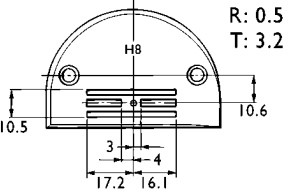
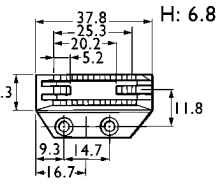
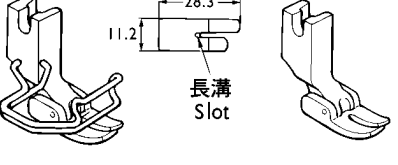
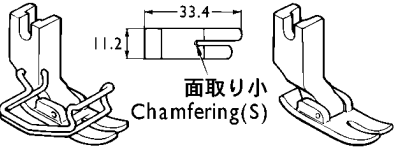
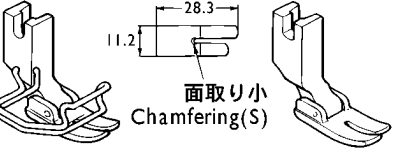

用途 Application	針板 Needle plate 記号 Mark	送り歯 Feed dog	押工組 Presser foot assy
薄・中厚物用 Light & medium-weight materials	A14NI   146053-201  ø: 1.4 R: 0.2 T: 2.1	111898-001   P: 1.15  H: 6	S36902-001   153037-201  長溝 Slot
	A14NI   100603-201  ø: 1.4 R: 1 T: 2.1		S36905-001   113280-101  面取り大 Chamfering(L)
	A14   155676-001  ø: 1.4 R: 0.2 T: 2.8	S13684-001   P: 1.6  H: 6.7	S38189-001   147531-101  面取り小 Chamfering(S)
	AB14   156114-001  ø: 1.4 R: 0.2 T: 2.8		S36906-101   111856-101  長溝 Slot
			S38187-001   140957-101  面取り小 Chamfering(S)  S38188-001   143711-101  面取り小 Chamfering(S)  S01904-001  テフロン押え Teflon

From the library of: Diamond Needle Corp

# GAUGE PARTS LIST

4ROW

[Models, DD7100, DD7100A, B736, B737MK II]

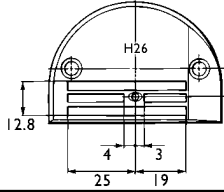
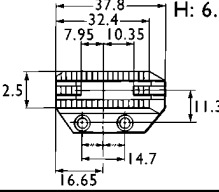
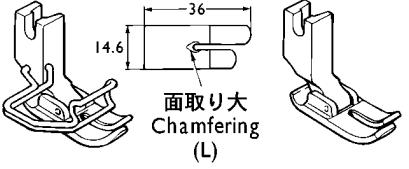
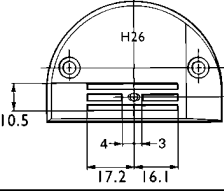
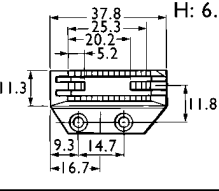
用途 Application	針板 Needle plate 記号 Mark	送り歯 Feed dog	押工組 Presser foot assy
薄・中厚物用 Light & medium-weight materials	E18NI   I11859-301  ø: 1.8 R: 1 T: 2.1 Dimensions: 8.5, 10.6, 18, 13.3, 4.7, 1.6	S13684-001   P: 1.6  H: 6.7 Dimensions: 35, 25.3, 4.1, 6.4, 8, 11.2, 16.2, 14.7	S36902-001   I53037-201  長溝 Slot Dimensions: 11.2, 33.4
	E18MI   S29647-101  ø: 1.8 R: 1 T: 2.1 Dimensions: 8.5, 10.6, 18, 13.3, 4.7, 1.6	S03885-001   P: 0.9  H: 6 Dimensions: 35, 24, 9.5, 4.2, 8, 11.2, 18.4, 14.7	S36905-001   I13280-101  面取り大 Chamfering(L) Dimensions: 11.2, 33.4
	H18   S30103-001  ø: 1.8 R: 0.5 T: 3.2 Dimensions: 10.5, 10.6, 17.2, 16.1, 3, 4	I11860-101   P: 1.15  H: 6 Dimensions: 35, 24.5, 9.5, 4.2, 8, 11.2, 18.4, 14.7	S38189-001   I47531-101  面取り小 Chamfering(S) Dimensions: 11.2, 33.4
H18   S25822-001  ø: 1.8 R: 0.5 T: 3.2 Dimensions: 10.5, 10.6, 17.2, 16.1, 3, 4	S25822-001   P: 1.8  H: 6.8 Dimensions: 37.8, 25.3, 20.2, 5.2, 11.3, 9.3, 14.7, 16.7	S36906-101   I11856-101  長溝 Slot Dimensions: 11.2, 28.3	
			S38187-001   I40957-101  面取り小 Chamfering(S) Dimensions: 11.2, 33.4
			S38188-001   I43711-101  面取り小 Chamfering(S) Dimensions: 11.2, 28.3
			S01904-001  テフロン押え Teflon Dimensions: 12.5, 30

From the library of: Diamond Needle Corp

# GAUGE PARTS LIST

4ROW

[Models, DD7100, DD7100A, B736, B737MK II]

用途 Application	針板 Needle plate 記号 Mark	送り歯 Feed dog	押工組 Presser foot assy
厚物用 Heavy-weight Materials	H26 I50792-001  ø: 2.6 R: 1 T: 3.2	I50793-001  P: 1.8 H: 6.8	S36903-001      I50789-101  面取り大 Chamfering (L)
	H26 S25821-001  ø: 2.6 R: 1 T: 3.2	S25822-001  P: 1.8 H: 6.8	